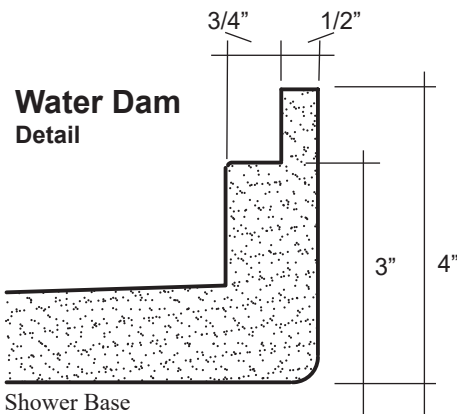
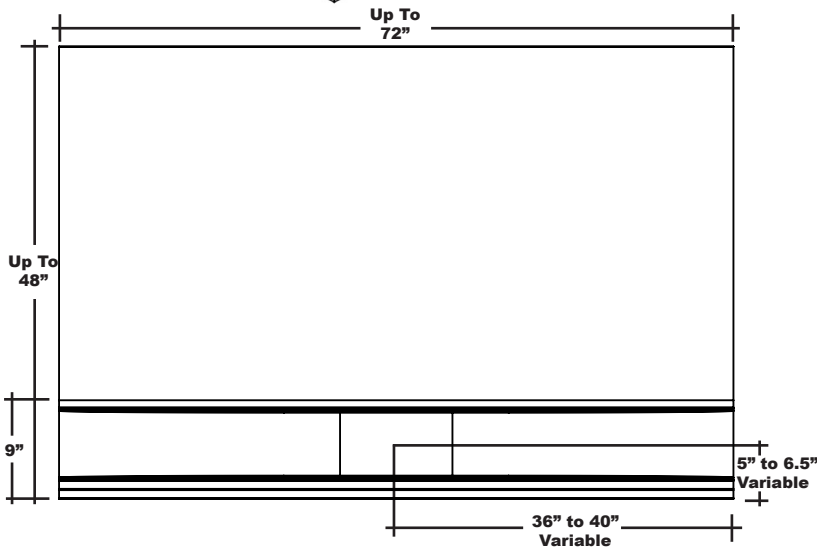



MERIDIAN SOLID SURFACE CUSTOM SHOWER BASE

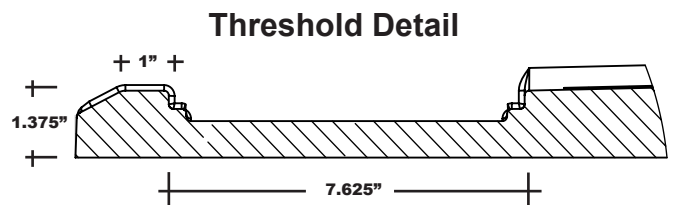
Model # MSB0000CPTF

* Insert actual finished dimensions in place of the "0000."



Pebble Textured Surface Max Size: 72" x 48" Custom Accessible Front Trench Drain

- This universal shower floor yields any size one-piece base up to 72" x 48"
- Variable drain location with stainless steel trench cover
- Choose from a variety of solid colors and granite-patterned colors
- Easy to clean surface, does not promote mold or mildew
- Pebble-textured surface helps prevent slipping
- Tapered floor helps water flow to drain
- Rigid water barrier integrated into base
- Trench and accessible threshold integrated into base
- Uses standard 2" NPS strainer assembly
- Certified by Home Innovation Research Labs to the harmonized CSA B45.5/IAPMO Z124
- Approved by the Massachusetts Board of Examiners of Plumbers and Gasfitters
- For out of square or special angles, a rigid template is required



Special Note:

- Interpretation and enforcement of ADA guidelines varies from state to state. Please consult with your local enforcement agency prior to specifying or purchasing this product.

